



The power for your life

# UR12V-12AH

## Specifications

### Nominal Capacity

20 hour rate	(0.6A	to	10.50V)	12Ah
10 hour rate	(1.14A	to	10.50V)	11.4Ah
5 hour rate	(2.04A	to	10.20V)	10.2Ah
1 C	(12A	to	9.60V)	6.8Ah
3 C	(36A	to	9.60V)	4.8Ah

**Weight** Approx. 4.1KG

**Internal Resistance (at 1KHz)** Approx. 11 mΩ

**Maximum Discharge Current for 5 seconds:** 180A

**Maximum Charging Current :** 3.6A

### Charging Methods at 25°C (77°F)

Cycle use:

Charging Voltage 14.4 to 15.0V

Coefficient -5.0mV/°C/cell  
Standby use:

Float Charging Voltage 13.5 to 13.8V

Coefficient -3.0mV/°C/cell

### Operating Temperature Range

Charge -15°C(5°F) to 40°C(104°F)

Discharge -15°C(5°F) to 50°C(122°F)

Storage -15°C(5°F) to 40°C(104°F)

### Charge Retention (shelf life) at 20°C (68°F)

1 month 92%

3 month 90%

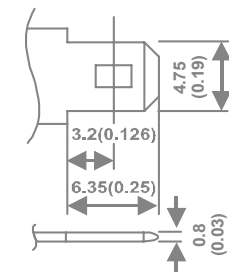

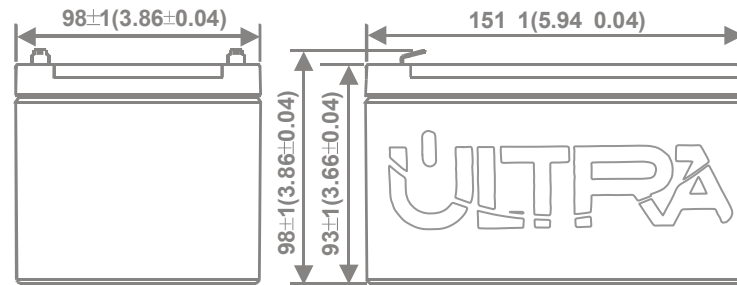
6 month 80%

**Case Material** ABS UL94 HB

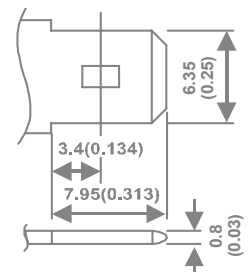
Option: Flammability resistance of (UL94 V-0)

**Terminal** F1 or F2 (Faston Tab 187 or 250)

**Life Time** 10Y



F1  
(Faston Tab 187)



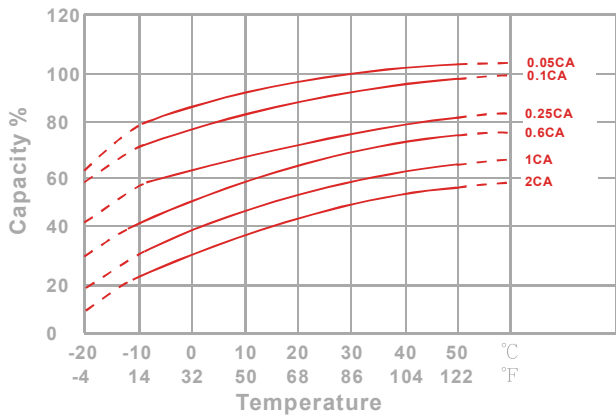
F2  
(Faston Tab 250)

## Dimensions

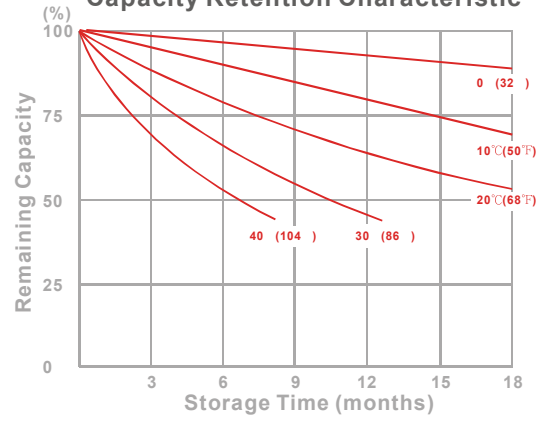
Length:	151±1mm(5.94±0.04inches)
Width:	98±1mm(3.86±0.04inches)
Height:	93±1mm(3.66±0.04inches)
Overall Height:	98 ±1mm(3.86±0.04inches)



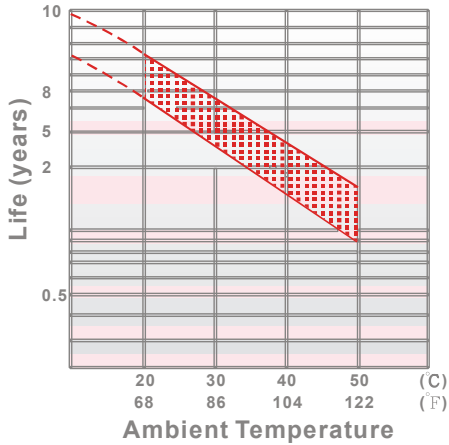
### Effect of Temperature on Capacity 25°C(77°F)



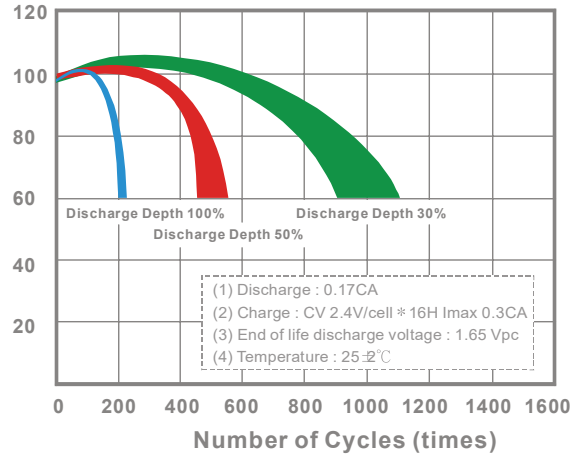
### Capacity Retention Characteristic



### Trickle (or float) Service Life



### Cycle Service Life



# PERFORMANCE DATA

## Discharge Rates in Watts to Various End Voltages at 25°C (77°F)

end voltage	5 min	10 min	15 min	30 min	45 min	1 h	2 h	3 h	5 h	10 h	20 h
9.6	390	283.2	220.8	138	103.8	84	48.84	36.3	23.46	13.08	7.38
9.9	381.6	277.8	217.8	136.8	102.6	84	48.42	36.18	23.4	13.08	7.278
10.02	372	271.8	214.8	135	101.4	82.8	48.12	36	23.34	13.02	7.23
10.2	358.8	265.8	212.4	133.2	100.8	81.6	47.46	35.64	23.22	13.02	7.194
10.5	342	253.8	202.8	129.6	98.4	79.8	46.74	35.28	22.98	12.9	7.116
10.8	319.2	238.8	190.2	123.6	94.2	76.8	45.54	33.42	21.9	12.48	7.056
11.1	280.8	211.8	171	111.6	85.2	69	40.98	31.08	20.22	11.46	6.708

## Discharge Rates in Amperes to Various End Voltages at 25°C(77°F)

end voltage	5 min	10 min	15 min	30 min	45 min	1 h	2 h	3 h	5 h	10 h	20 h
9.6	37.2	26.3	20.1	12	8.9	7.12	4.08	3.07	1.97	1.1	0.625
9.9	36.2	25.6	19.7	11.9	8.77	7.07	4.03	3.05	1.96	1.09	0.615
10.02	35.2	25	19.4	11.7	8.67	6.97	4	3.02	1.95	1.08	0.610
10.2	33.9	24.4	19.1	11.6	8.56	6.88	3.94	2.99	1.93	1.08	0.607
10.5	32.3	23.2	18.2	11.2	8.35	6.69	3.86	2.94	1.9	1.06	0.600
10.8	29.9	21.8	16.9	10.6	7.97	6.44	3.74	2.77	1.81	1.03	0.594
11.1	26.2	19	15	9.42	7.1	5.73	3.35	2.57	1.66	0.94	0.564

All data on the spec. sheet is an average value:

The tolerance range :  $X < 6\text{min}$  (+15%~-15%),  $6\text{min} \leq X < 10\text{min}$  (+12%~-12%),  $10\text{min} \leq X < 60\text{min}$  (+8%~-8%),  $X \geq 60\text{min}$  (+5%~-5%)

